

Setting up the Prayer Trail

The *Still Small Voice* prayer trail was created for SCM's Annual Conference 2011. The individual stations were laid out around the venue and participants were encouraged to explore the trail throughout the weekend.


We invite you to use the prayer trail in your own context – whether just choosing a few stations for use during worship or in a prayer room, or setting up your own prayer trail around a larger area. You could use it in your chaplaincy/church or around campus. Each station can be used independently, and you can create your own stations if you want to focus on a particular theme.

Telling people about the prayer trail. Let people know that it's there! Make a map, have little flyers at the beginning of the trail explaining what to do, and encourage people to take their time.

Choosing the right space. Think carefully about where to place each station. Some may need a quiet, more private space. Others could be in the open, in a corridor or even outside.

Keeping it accessible. Keep the font size big. When laying out the trail make sure the prayer stations can be reached by people with mobility problems. Not everyone can kneel down on the floor or reach above waist height.

Avoiding traffic jams. If you're using the prayer stations in one room with a group of people, think about how people will move around and how many people can comfortably engage with each station. Make sure you have enough 'props' for everyone.



We hope you enjoy using this resource! It would be great to hear how you've used it. Email comments, stories, photos to: links@movement.org.uk.

Instructions for individual stations

Examination of Conscience: no equipment needed

A Prayer at the Door: needs to be placed near a door!

Made in the image of God: a mirror, some oil in a small container (avoid nut-based oils in case of allergies), cotton wool or tissues

Quiet is not inactive: a sheet of paper with 'Still Small Voice' in the centre with crayons/pens for people to use

Blessed: little bits of card and pens so that people can write a blessing if they wish

Beauty of the broken glass: glass beads scattered on the floor

Praying with our hands: a 'holding' cross

Keep still: paper and pens

Prayer by pictures: pictures cut out from magazines or newspapers

Springing up from the ground: lollipop sticks stuck into plant pots or into the ground or gravel outside. Suggested verses to write on the sticks:

Be still and know that I am God (Psalm 46:10)


Blessed are the peacemakers (Matthew 5:9)

Believe in the light (John 12:36)

Peace I leave with you (John 14:27)

Out of the depths I cry to you (Psalm 130)

My soul waits in silence (Psalm 62:1)



To you I lift up my eyes (Psalm 123)

I am with you always (Matthew 28:20)

Make a joyful noise (Psalm 66)

A very simple prayer: alphabet letters and white board

Just sitting: place the prayer station near some chairs

Hundreds of ways: a small plate containing (approximately!) 100 grains of rice

Washed away: a bowl of water and some stones.


Praying for others: a selection of this week's newspapers and some highlighter pens

Friendship: a basket or bowl containing short strands of different coloured wool

In the wilderness: a plate and some cutlery, laid out as if for a meal, plus a notebook and pen

Go Bananas for Justice: some Fairtrade bananas and biros

Jesus at Bethany: pictures related to the word 'refuge'



Student Christian Movement (SCM)

www.movement.org.uk